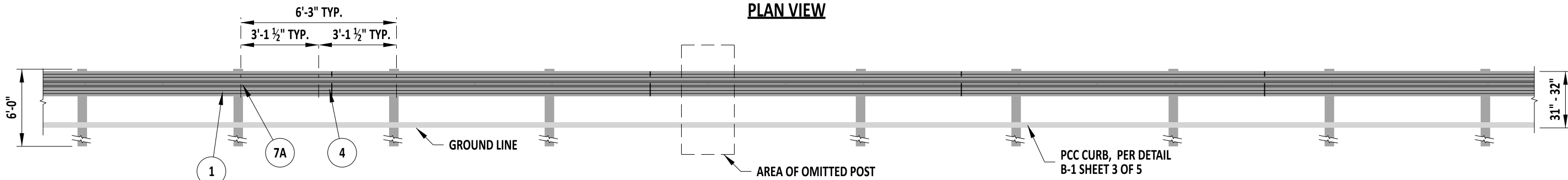
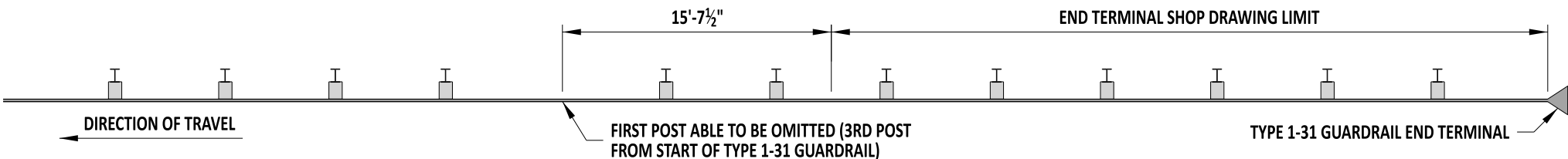


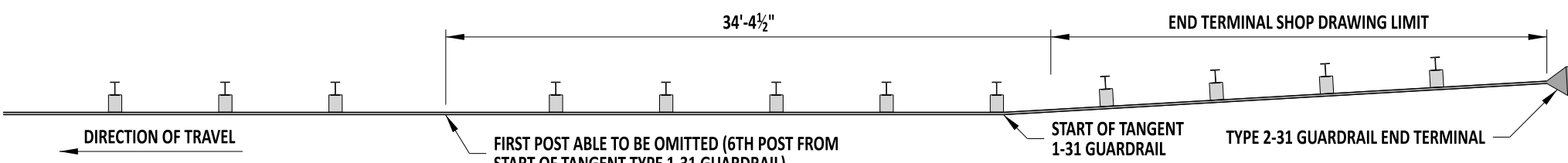
PLAN VIEW



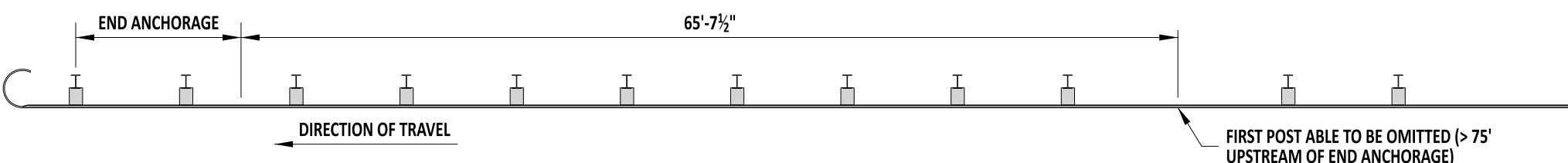
ELEVATION VIEW



OMITTED POST WITH A TYPE 1-31 GUARDRAIL END TERMINAL



OMITTED POST WITH A TYPE 2-31 GUARDRAIL END TERMINAL



OMITTED POST WITH AN END ANCHORAGE

- NOTES:**
- 1). DETAIL SHOWN WITH CURB. NESTING WITHIN THE LIMIT OF PAYMENT IS NOT REQUIRED IN THE ABSENCE OF CURB.
 - 2). WHEN NESTING IS REQUIRED, EXTEND NESTING A MINIMUM OF 9'-4 1/2" ON EITHER SIDE OF THE OMITTED POST.
 - 3). PROVIDE AT LEAST 56'-3" BETWEEN OMITTED POSTS ON TYPE 1-31 GUARDRAIL RUNS.
 - 4). GUARDRAIL POSTS WITHIN THE LIMITS OF A GUARDRAIL END TERMINAL SHALL NOT BE OMITTED. THE FIRST POST ELIGIBLE FOR OMISSION IS AS SHOWN TO THE RIGHT.
 - 5). GUARDRAIL POSTS SHALL NOT BE OMITTED WITHIN A TRANSITION SECTION. THE FIRST POST OMITTED SHALL BE AT LEAST 34'-4 1/2" AWAY FROM THE UPSTREAM END OF THE W-TO-THREE TRANSITION ELEMENT.
 - 6). AN OMITTED GUARDRAIL POST SHALL BE NO LESS THAN 43'-9" (OR 7TH POST) AWAY FROM THE OUTER LONG WOOD BREAKAWAY POST OF A LONG-SPAN SYSTEM (GUARDRAIL-OVER-CULVERTS).
 - 7). THIS DETAIL CAN NOT BE USED WITH TYPE 1-31, GUARDRAIL STEEP SLOPE APPLICATIONS (SEE DETAIL B-1, SHEET 5).
 - 8). MASH COMPLIANT SYSTEM - DESIGN BASED ON MWRSF REPORTS TRP-03-326-16, TRP-03-393-19, AND TRP-03-433-21.

	 Andrew Shott ENGINEERING SUPPORT RECOMMENDED	12/13/2022 DATE	TYPE 1-31, GUARDRAIL WITH OMITTED POST		REVIEWED DEPUTY DIRECTOR - DESIGN	12/16/2022 DATE
	STANDARD NO.	B-1 (2022)	SHT. 4 OF 5	APPROVED CHIEF ENGINEER	12/21/2022 DATE	