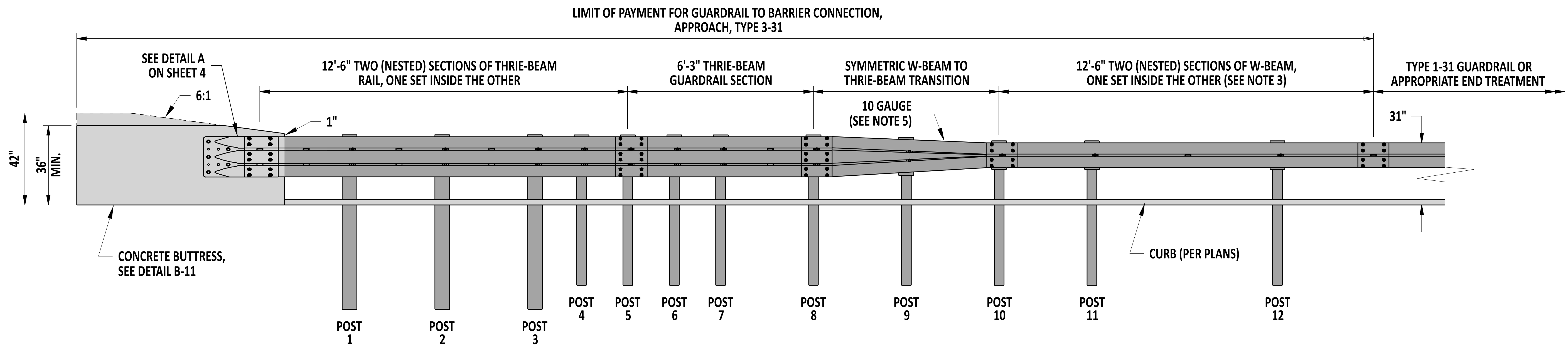


PLAN VIEW



ELEVATION VIEW

NOTES:



- 1). THIS GUARDRAIL-TO-BARRIER CONNECTION IS TO BE USED IN COMBINATION WITH DETAIL B-11, ON NEW CONSTRUCTION ONLY.
- 2). SEE B-10 SHEETS 2 THROUGH 4 FOR ADDITIONAL DETAILS.
- 3). ONLY USE A SINGLE PIECE OF W-BEAM IN THIS SECTION WHEN CURB IS NOT USED. WHEN CURB IS USED, IT SHALL BE LIMITED TO 4" TALL MAX.
- 4). POSTS NOT DETAILED ON B-10 SHEETS 2 AND 3 ARE TO USE STANDARD POSTS AND BLOCKS.
- 5). AASHTO M180, CLASS B, TYPE I OR TYPE II.
- 6). MASH COMPLIANT SYSTEM - DESIGN BASED ON MWRSF TEST REPORT TRP 03-367-19.




 ENGINEERING SUPPORT 12/22/2023
 DATE
RECOMMENDED

GUARDRAIL TO BARRIER CONNECTION, APPROACH, TYPE 3-31

STANDARD NO.	B-10 (2024)	SHT.	1 OF 4
--------------	-------------	------	--------

REVIEWED	 <small>DEPUTY DIRECTOR - DESIGN</small> 22 December 2023 <small>DATE</small>
APPROVED	 <small>CHIEF ENGINEER</small> 01/11/2024 <small>DATE</small>