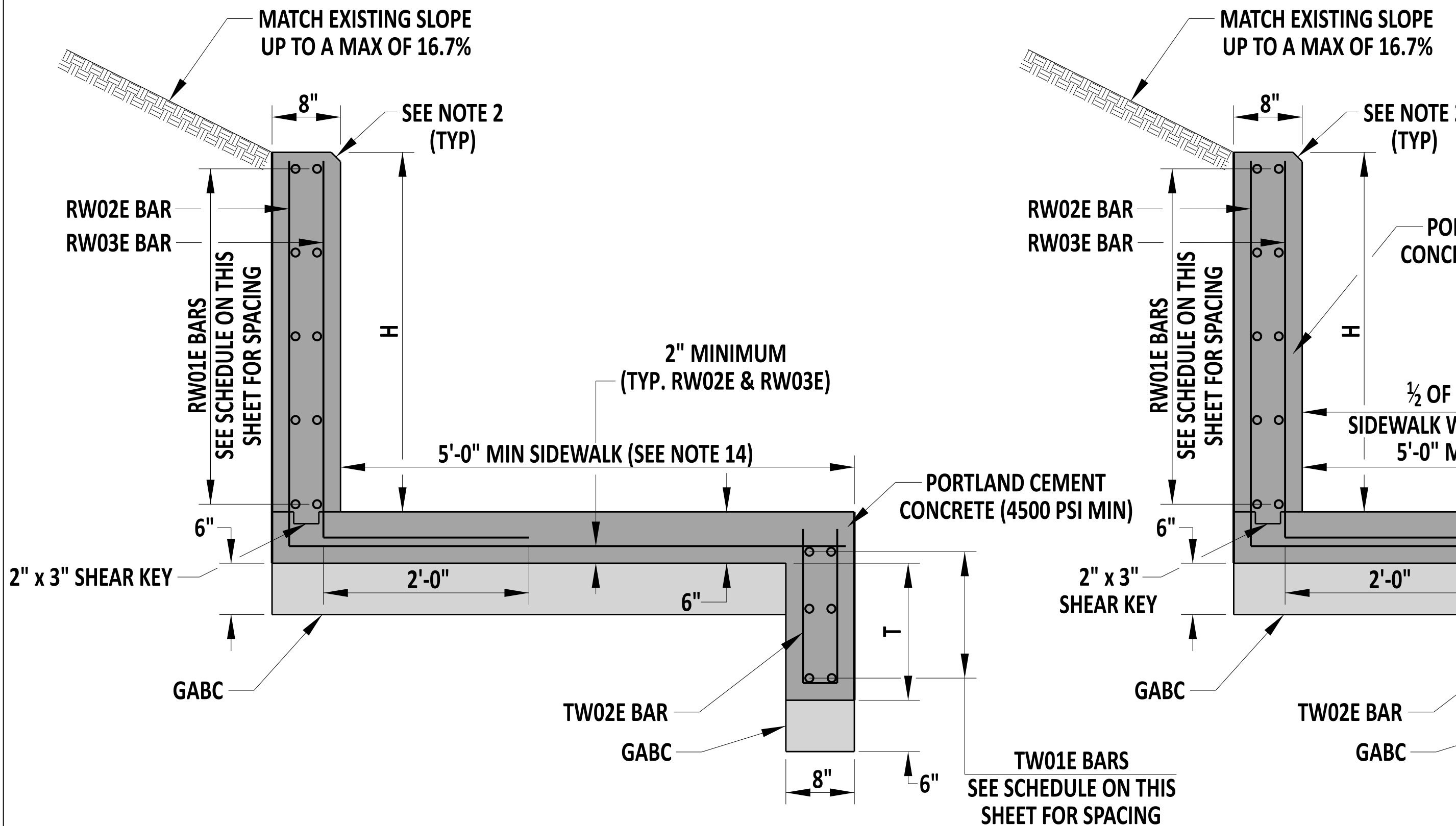
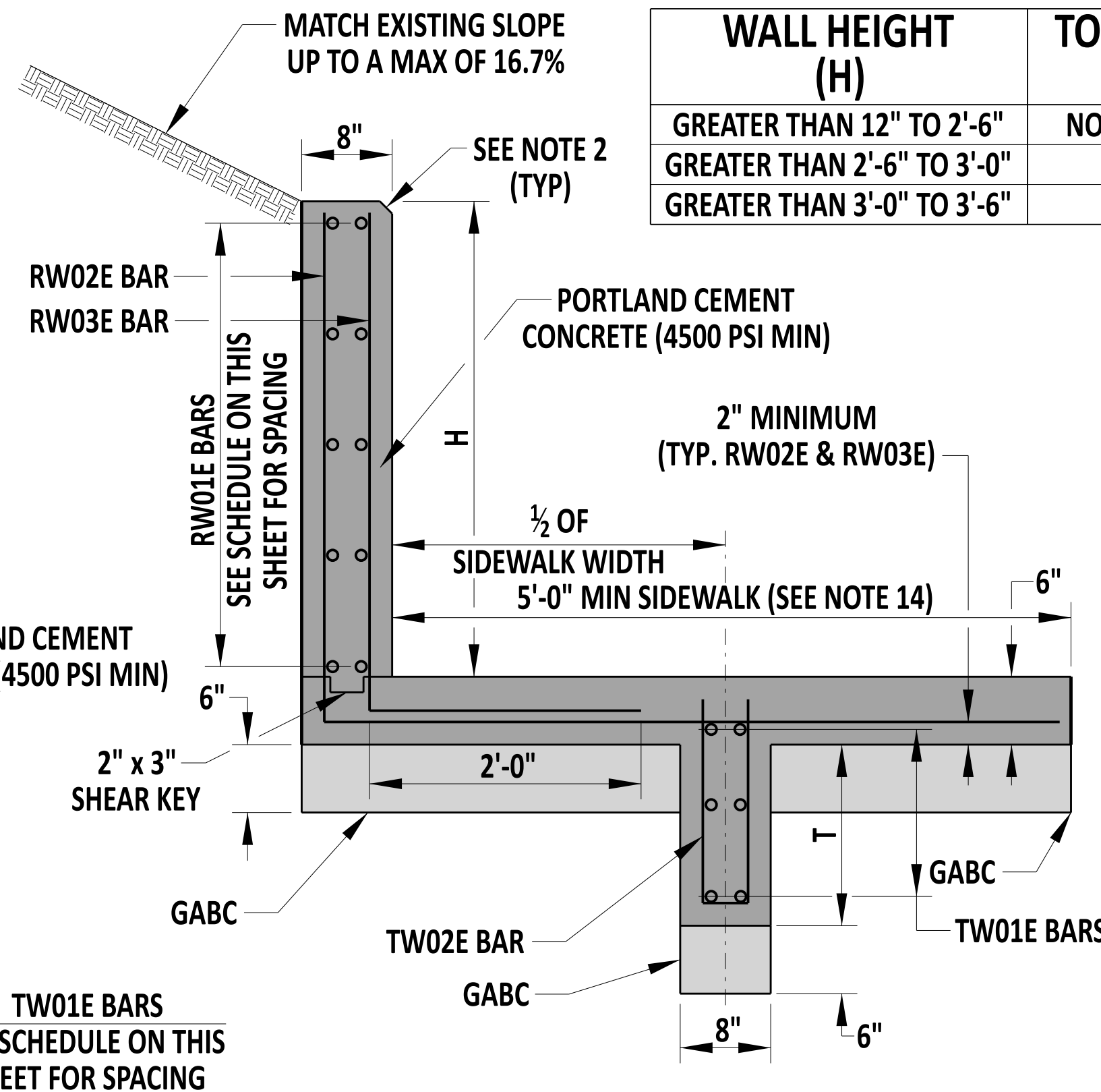


WALL HEIGHT (H)	TOEWALL DEPTH (T)	REQUIRED TRANSVERSE REINFORCEMENT	REQUIRED LONGITUDINAL REINFORCEMENT
GREATER THAN 12" TO 2'-6"	NO TOEWALL NEEDED	#4 BARS @ 6" (RW02E, & RW03E)	#4 BARS @ 12" (RW01E & TW01E)
GREATER THAN 2'-6" TO 3'-0"	6"	#4 BARS @ 6" (RW02E, RW03E, & TW02E)	#4 BARS @ 12" (RW01E & TW01E)
GREATER THAN 3'-0" TO 3'-6"	12"	#5 BARS @ 6" (RW02E, RW03E, & TW02E)	#4 BARS @ 12" (RW01E & TW01E)

SCALE : NTS



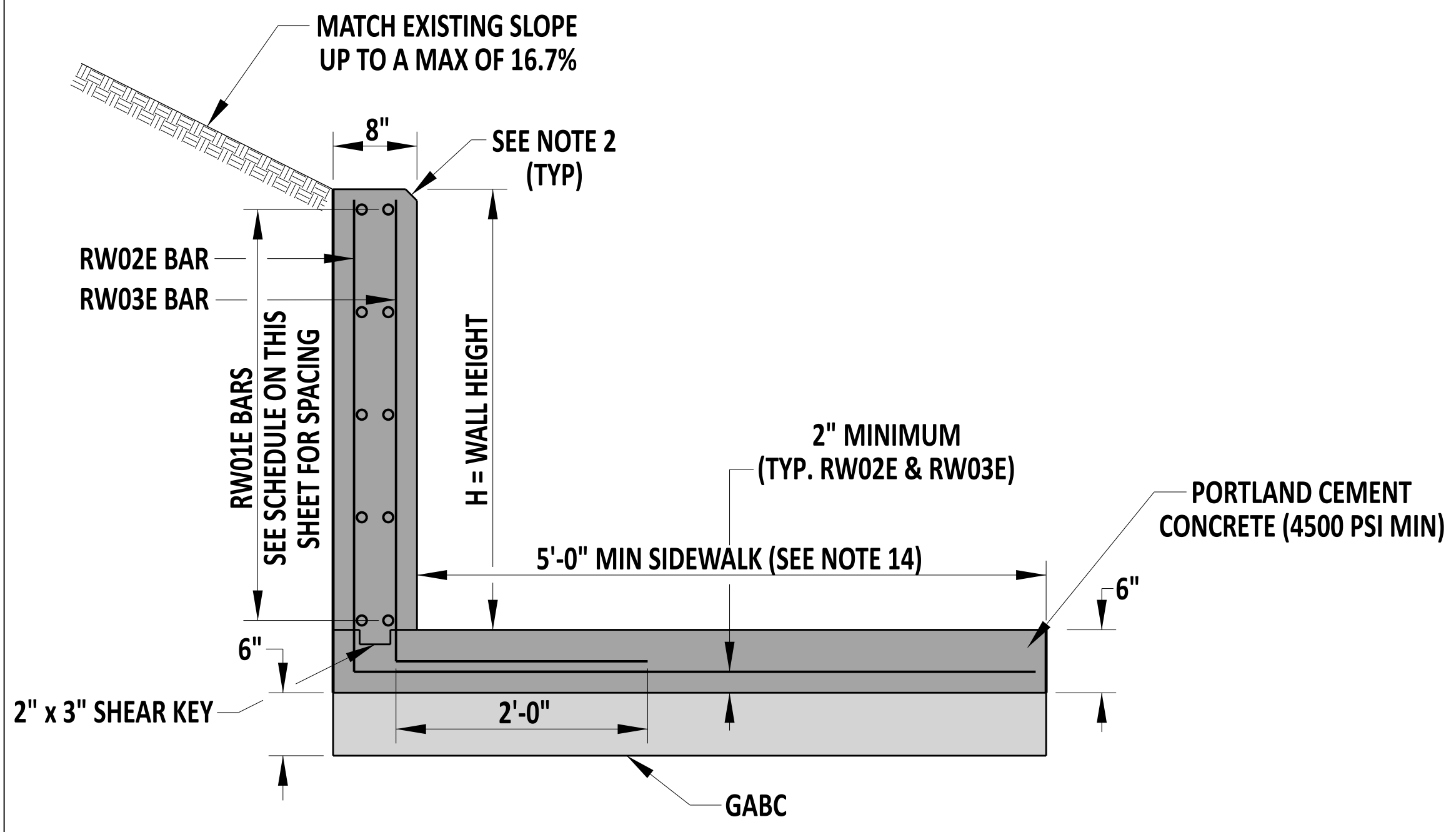
CURB RETAINING WALL SECTION
FOR H GREATER THAN 2'-6"



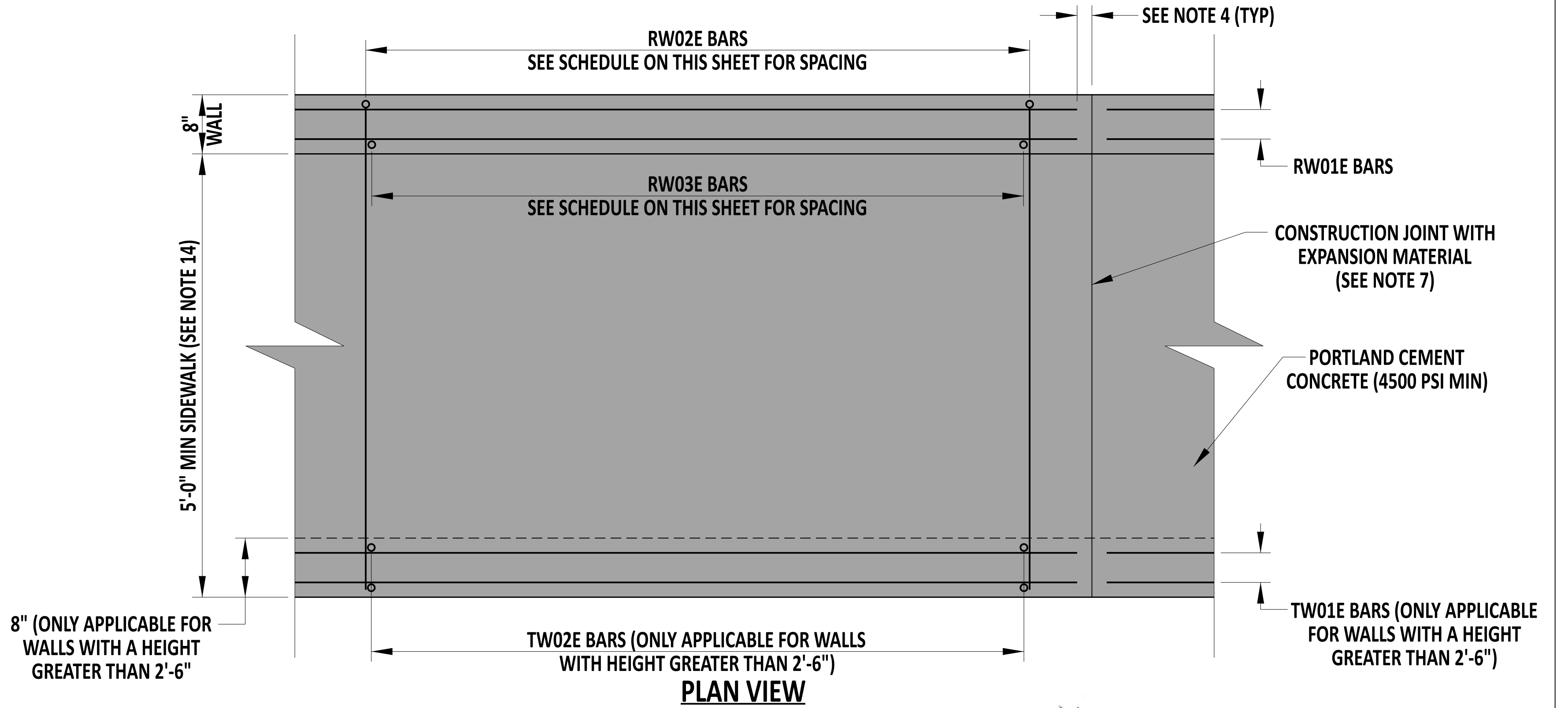
OPTIONAL TOEWALL PLACEMENT CURB RETAINING WALL SECTION
FOR H GREATER THAN 2'-6"

NOTES:

- 1). WHEN H IS GREATER THAN 2'-6", CAST THE CURB RETAINING WALLS IN PLACE. WHEN H IS GREATER THAN 12" AND LESS THAN 2'-6", THE WALLS CAN BE EITHER PRECAST OR CAST-IN-PLACE.
- 2). CHAMFER EDGES 3/4" AT THE TOP OF WALL. PLACE A 1/4" ROUND EDGE AT THE FRONT OF SIDEWALK.
- 3). THE RETAINING WALL HAS BEEN DESIGNED TO RESIST EARTH PRESSURE ONLY. ADDITIONAL REINFORCEMENT MAY BE REQUIRED IF ANY SURCHARGE IS APPLIED BEHIND THE RETAINING WALL WITHIN A DISTANCE EQUAL TO 2 TIMES H AND WOULD REQUIRE AN APPROVED SHOP DRAWING.
- 4). MINIMUM BAR COVER IS 2" UNLESS OTHERWISE SPECIFIED ON THIS SHEET.
- 5). BEND THE RW02E AND RW03E BARS INTO ONE CONTINUOUS L-SHAPED BAR.
- 6). BEND THE TW02E BARS INTO 1 CONTINUOUS U-SHAPED BAR.
- 7). SEE DETAIL M-3 FOR SIDEWALK DETAILS AND NOTES, INCLUDING CONSTRUCTION JOINTS AND EXPANSION MATERIAL. DO NOT PLACE RW01E AND TW01E BARS THROUGH EXPANSION JOINTS. STOP REINFORCEMENT AND MAINTAIN MINIMUM BAR COVER AS SPECIFIED IN PREVIOUS NOTES.
- 8). THE TOEWALL CAN OPTIONALLY BE PLACED AT MIDPOINT OF THE SIDEWALK.
- 9). ALL REINFORCING STEEL MUST BE EPOXY COATED.
- 10). IF A CURB IS CONSTRUCTED ADJACENT TO THE STRUCTURE, COAT THE FRONT FACE OF THE SIDEWALK/TOEWALL WITH AN APPROVED BOND BREAKER AGENT PRIOR TO THE PLACEMENT OF CONCRETE FOR THE CURB.
- 11). FOR CURB RETAINING WALLS WHERE H IS 12" OR LESS, A MODIFIED P.C.C. CURB TYPE 1-8 CAN BE USED.
- 12). CURB HAS BEEN OMITTED FROM THESE DETAILS FOR CLARITY PURPOSES. FOR INSTALLATIONS WHERE THE TOEWALL IS PLACED AT THE EDGE OF THE SIDEWALK, THE TOEWALL IS NOT A REPLACEMENT FOR CURB.
- 13). THE MINIMUM SIDEWALK WIDTH WHEN A BUFFER STRIP IS PROVIDED BETWEEN THE EDGE OF PAVEMENT AND THE SIDEWALK IS 5'-0". THE MINIMUM SIDEWALK WIDTH WHEN A BUFFER STRIP IS NOT PROVIDED IS 6'-0".



CURB RETAINING WALL SECTION
FOR HEIGHTS GREATER THAN 12"
BUT LESS THAN OR EQUAL TO 2'-6"



PLAN VIEW



Andrew Shott
ENGINEERING SUPPORT
RECOMMENDED
DATE 12/22/2023

CURB RETAINING WALL
STANDARD NO. C-6 (2024)
SHT. 1 OF 1

REVIEWED
APPROVED
DEPUTY DIRECTOR - DESIGN
CHIEF ENGINEER
22 December 2023
DATE
01/11/2024
DATE