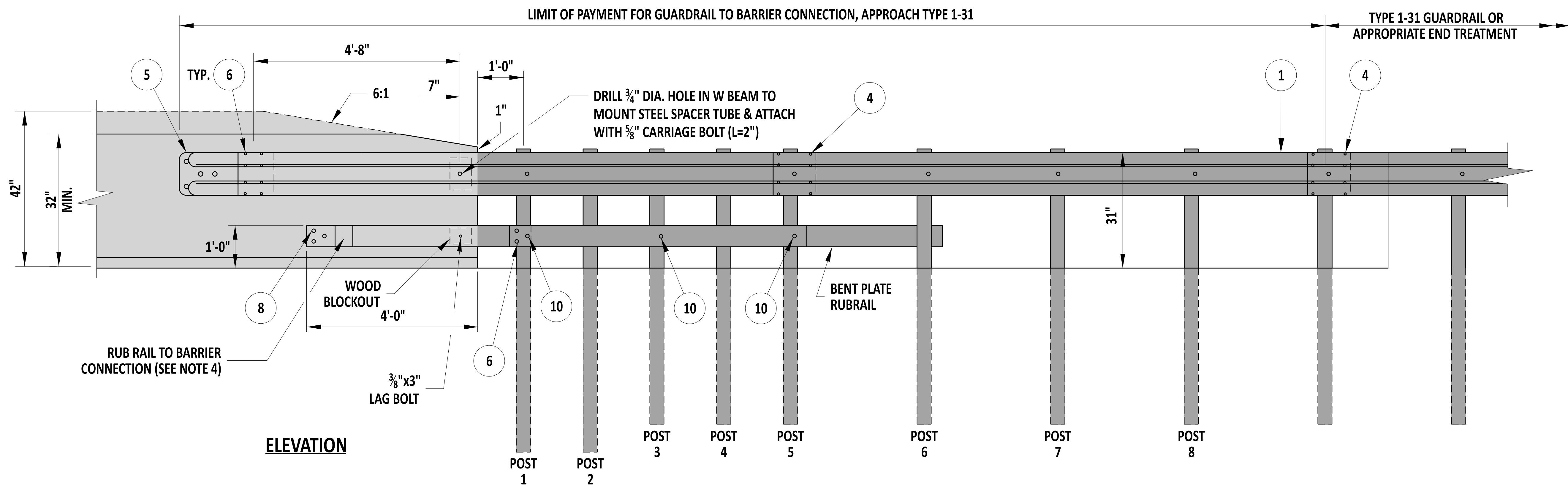


PLAN VIEW



ELEVATION



NOTES:

- 1). DO NOT ATTACH W-BEAM TO POSTS 2 THROUGH 4.
- 2). DO NOT ATTACH RUB RAIL TO POSTS 2 AND 4.
- 3). POSTS 1 THROUGH 6 REQUIRE AN ADDITIONAL HOLE TO ATTACH LOWER OFFSET BLOCKS AND/OR RUBRAIL AND WOOD BLOCK.
- 4). USE APPROPRIATE EPOXY BOLT ANCHORS TO REDUCE THE CHANCE OF SPLITTING THE CONCRETE. PLACE STEEL WASHERS (FOR 5/8" BOLT) BETWEEN HEADS AND RUB RAIL.
- 5). DRILL ALL HOLES PRIOR TO GALVANIZING.
- 6). PLACE GUARDRAIL REFLECTOR IN ACCORDANCE WITH THE DE MUTCD.
- 7). APPROVED CONCRETE INSERTS MAY BE USED IN NEW CONSTRUCTION TO ATTACH TERMINAL CONNECTOR TO PARAPET.
- 8). POSTS 1 AND 2 ARE W8x13, 7'-6" LONG. ALL OTHER POSTS IN TRANSITION ARE W6x9, 6'-0" LONG.
- 9). A 6"x8"x14" OFFSET BLOCK IS USED AT POSTS 1 THROUGH 6 AND A 6"x12"x14" OFFSET BLOCK IS USED AT POSTS 7 THROUGH 9.
- 10). THIS INSTALLATION IS ONLY FOR MAINTENANCE APPLICATIONS. DO NOT INSTALL THIS ON NEW CONSTRUCTION.




 Andrew Short
 ENGINEERING SUPPORT
 12/22/2023
 DATE
RECOMMENDED

GUARDRAIL TO BARRIER CONNECTION - APPROACH TYPE 1-31
 STANDARD NO. B-8 (2024) SHT. 1 OF 4

REVIEWED

 DEPUTY DIRECTOR - DESIGN
 22 December 2023
 DATE
APPROVED

 CHIEF ENGINEER
 01/11/2024
 DATE